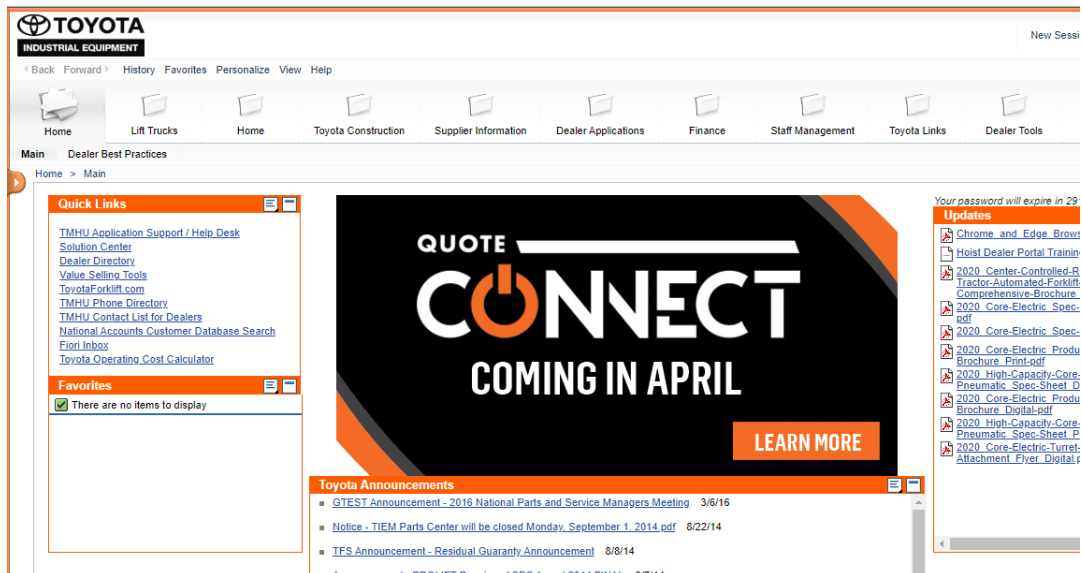
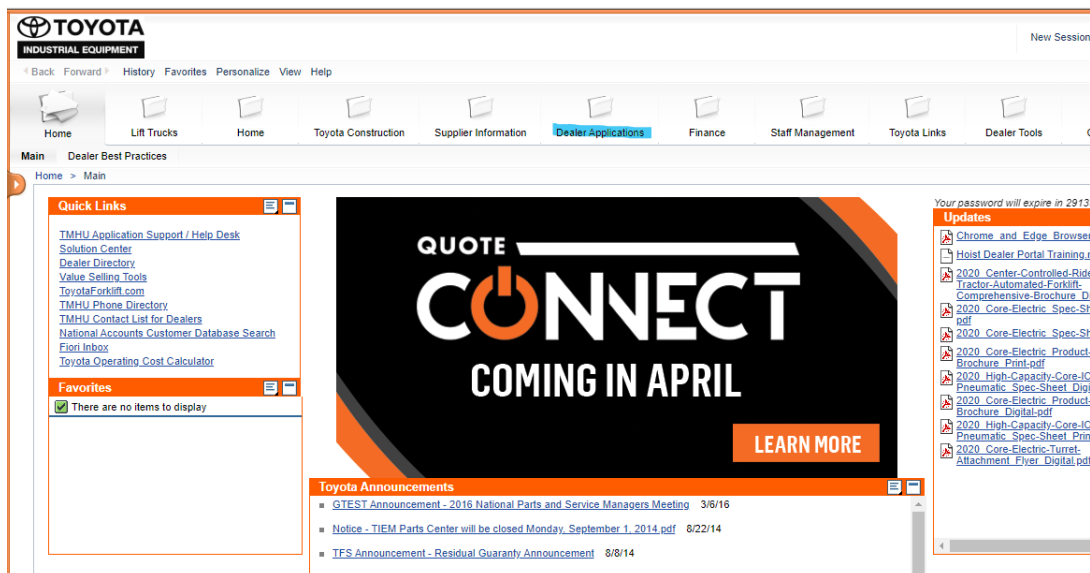


Labor Rate Request Instructions

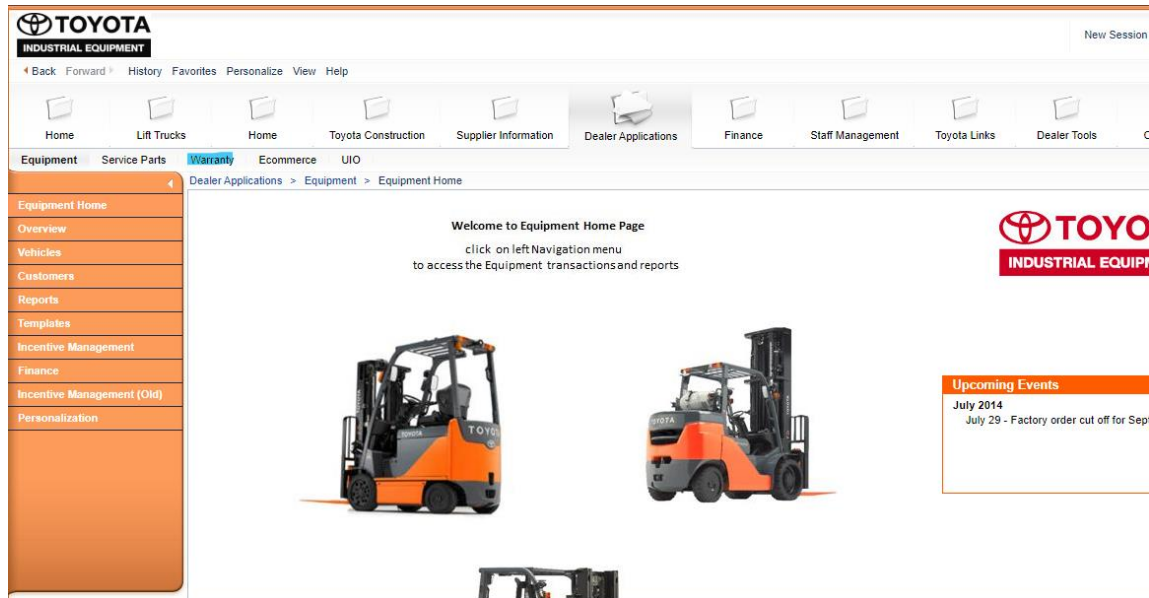
Step-1 – Login to the TMH Dealer Portal



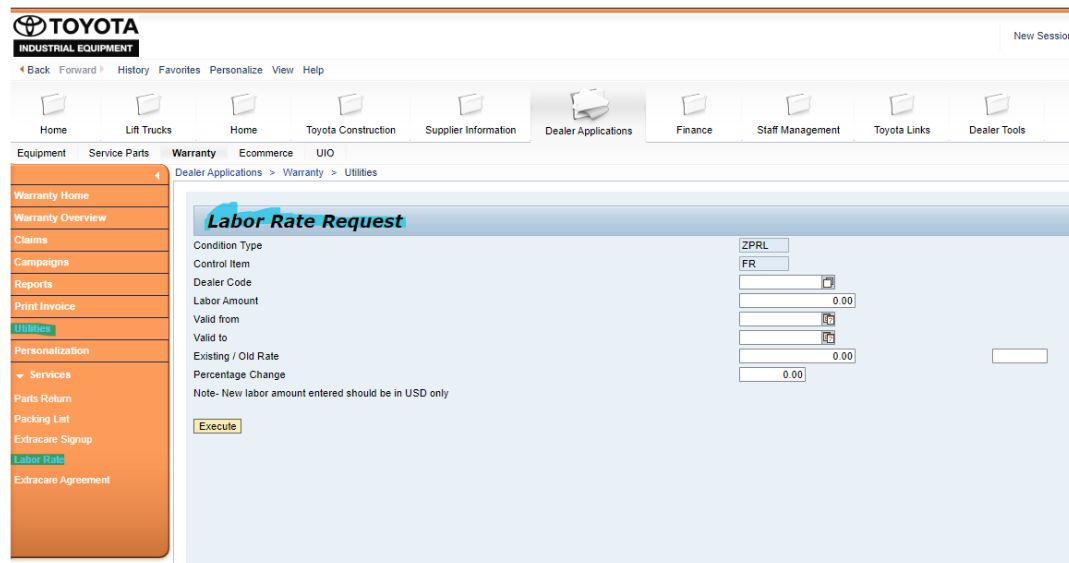
Step-2- Navigate to "Dealer Applications"



Step-3- Go to "Warranty" application



Step-4- Navigate to "Utilities" and click on "Labor Rate"



Step-5- Enter following details:

Dealer Code

Labor Amount

Valid From and

Valid To date

Press enter, the system will automatically add all other details like Existing Rate and Percentage Change

The screenshot shows the Toyota Industrial Equipment web application interface. The top navigation bar includes the Toyota logo and the text "INDUSTRIAL EQUIPMENT". Below this is a secondary navigation bar with links: Back, Forward, History, Favorites, Personalize, View, and Help. A third navigation bar contains icons for Home, Lift Trucks, Home, Toyota Construction, Supplier Information, Dealer Applications (highlighted), Finance, Staff Management, and Toyota Links. Below this is a fourth navigation bar with links: Equipment, Service Parts, Warranty (highlighted), Ecommerce, and UIO. A fifth navigation bar shows the breadcrumb trail: Dealer Applications > Warranty > Utilities. On the left side, there is a vertical menu with links: Warranty Home, Warranty Overview, Claims, Campaigns, Reports, Print Invoice, Utilities, Personalization, Services (expanded), Parts Return, Packing List, Extracare Signup, Labor Rate, and Extracare Agreement. The main content area is titled "Labor Rate Request" and contains the following fields: Condition Type (ZPRL), Control Item (FR), Dealer Code (text input), Labor Amount (text input with 0.00), Valid from (text input with calendar icon), Valid to (text input with calendar icon), Existing / Old Rate (text input with 0.00), and Percentage Change (text input with 0.00). Below these fields is a note: "Note- New labor amount entered should be in USD only" and an "Execute" button.

TOYOTA
INDUSTRIAL EQUIPMENT

Back Forward History Favorites Personalize View Help

Home Lift Trucks Home Toyota Construction Supplier Information Dealer Applications Finance Staff Management Toyota Links

Equipment Service Parts **Warranty** Ecommerce UIO

Dealer Applications > Warranty > Utilities

Warranty Home
Warranty Overview
Claims
Campaigns
Reports
Print Invoice
Utilities
Personalization
Services
Parts Return
Packing List
Extracare Signup
Labor Rate
Extracare Agreement

Labor Rate Request

Condition Type ZPRL
Control Item FR
Dealer Code
Labor Amount 0.00
Valid from
Valid to
Existing / Old Rate 0.00
Percentage Change 0.00
Note- New labor amount entered should be in USD only
Execute